

Introduction

Finding scripts for GCSE Drama groups can often be difficult. The plays within this pack are written specifically with GCSE Drama in mind. They are written to be performed rather than read in class and can be put together to make an evening of performance. (Each play lasts approximately 15 minutes in performance.) The plays are written for casts of four to six but casting is as flexible as possible and most of the plays can be performed by more or fewer students. This means that teachers can adapt the scripts to suit their particular needs.

Each play is an exercise in style and teachers should encourage students to experiment with style, form and structure. The majority of the plays are non-naturalistic – four are comedies, five have serious themes and one play is a comedy with a serious theme.

All the plays are deliberately written with the minimum of stage directions. This is to encourage students to be creative and inventive with the text. In this way, teachers can be certain that elements added to the production such as movement and vocalisation were put there by the students.

A student sheet accompanies each play. These consider the technical and artistic aspects of producing the plays. Students are asked to consider the use of music, costume, props and lighting.

The student sheets can be:

- set as individual homework; the student will have to read the play in order to complete the worksheet
- set as a group task to focus the mind of the group on the technical and artistic aspects of the production of the play
- used as a focus for teacher-led discussion.

Other titles also available from Pearson Publishing include:

Ten GCSE Plays

Mini-Plays

Pick and Mix

Playing with Text

Paul King
October 2002

Alota-Chocolata

A play in the style of the Commedia dell'Arte

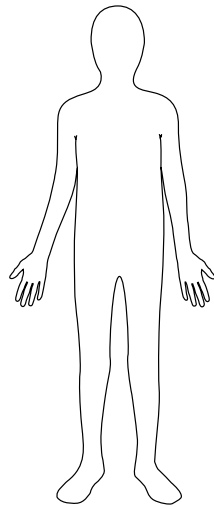
- Isabella: Oh! I am alone! I am neglected! I am deserted!
- Colombina: What's the matter, Miss?
- Isabella: I am alone! I am neglected! I am deserted!
- Colombina: Yes I know you're alone, neglected and deserted; I got that the first time Miss; I haven't left my hearing in a bucket nor my wits. So what's the matter?
- Isabella: It's ... Silvio!
- Colombina: Silvio? I thought you and he were ... you know ... sentenced.
- Isabella: What do you mean, sentenced?
- Colombina: To be married. Sentenced to be married.
- Isabella: Yes we are.
- Colombina: So what's with the 'alone, neglected and deserted'? Has he dumped you?
- Isabella: No!
- Colombina: So what's the problem?
- Isabella: I haven't seen him for two whole days.
- Colombina: Two whole days; you should count your blessings, Miss, he is a bit of dead loss.
- Isabella: Not even chocolates, he always sends me chocolates; every day. But for two days, nothing. He is usually so considerate, so romantic.
- Colombina: Perhaps he's found somebody else, Miss.
- Isabella: No! He couldn't! He wouldn't!
- Colombina: He might, you never know.
- Isabella: Agh!
- Colombina: But I doubt it.
- Isabella: Colombina, you've got to help me.
- Colombina: What can I do, Miss? I'm just a poor servant girl.
- Isabella: Exactly, servants know about affairs of the heart. What do you think I should do?
- Colombina: Well, in these circumstances, the usual thing is to make the other party jealous.
- Isabella: Jealous?
- Colombina: He'll be putty in your hands.
- Isabella: What should I do?

Student Sheet

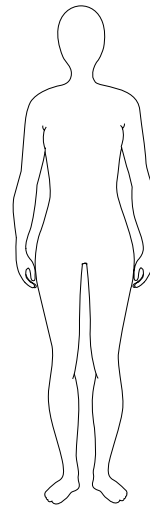
The characters: Aladdin; Widow Wishy-washy, Aladdin's mother; Abanazer; Genie of the lamp; Genie of the ring; The Princess; The Sultan.

With doubling, this play can be performed by four actors. Simple changes of costume should help the audience to keep track of this.

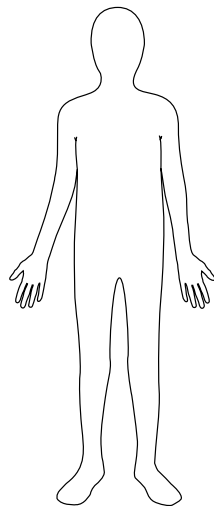
How are you going to costume the characters in your production? If you can obtain real pantomime costumes then the task will be easy, but if you cannot, you will have to be imaginative and resourceful. On the outlines below, show how you will costume the play.



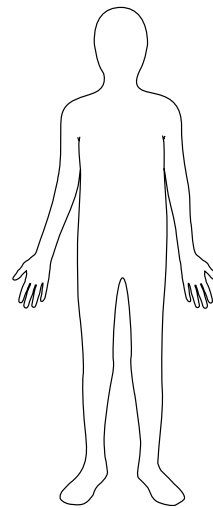
Aladdin



Widow Wishy-washy



Abanazer



Genies

Student Sheet

This play tells the true story of New York Fire Brigade Ladder Company 6 and the events at the World Trade Centre on September 11th 2001.

The use of lights and sound effects will add to the atmosphere of the play. There are few stage directions in the script; you should be inventive in the way that you approach the movement and the stage picture. You should try to use theatre techniques like freeze-frames, drama clips and slow motion to stylise moments of action.

The characters in the play are on the move all the time; the location changes constantly. How are you going to show the movement and the changes of location? Are you going to use simple props like chairs and tables? Are you going to use flats? Below are key moments in the script. Go through the list and decide how you are going to stage each section and where you are going to put your actors. Use diagrams to help you.

The narration at the beginning of the play.

In the fire brigade house.

Driving in the fire station, through falling debris to the towers.

In the entrance lobby of one of the towers.