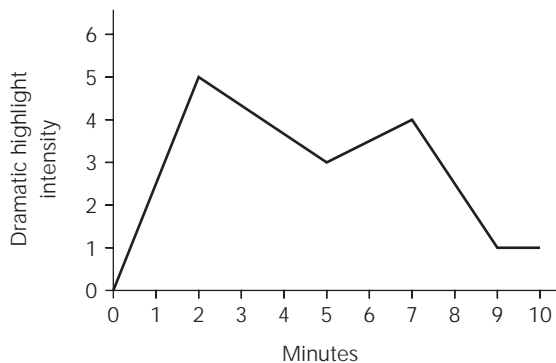


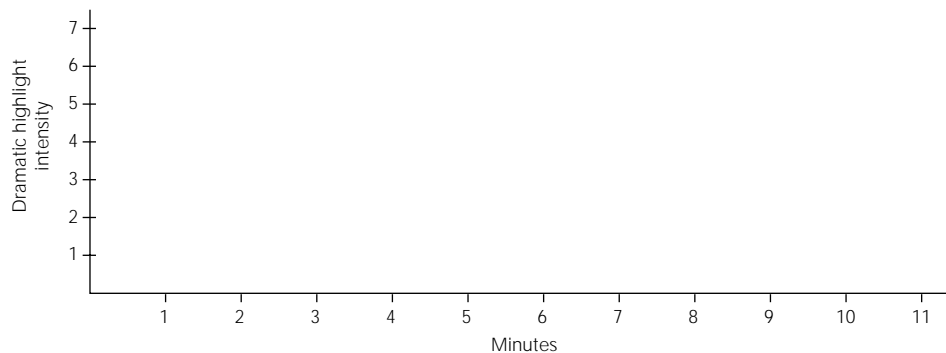
Name: ..... Form: ..... Date: .....

## Dramatic highlights

Highlights can be used to deal with a section or the whole piece. A graph can show the frequency and degree of dramatic highlights, eg:



Complete the highlights for a piece of drama you are working on or for a piece identified by your teacher.



In the box below, give brief examples of the highlights. For example:

- 2 minutes – Girl screams
- 4 minutes – Arrival of the king.

Name: ..... Form: ..... Date: .....

## Writing a script

The way a script is set out is important. If you look at scripts in different books you will see that they can vary a little bit but they all more or less follow the same format.

- 1 The character's name is written first. It is followed by a colon (:). For example:

**Peter:**

- 2 The character's name is followed by the words he or she speaks. For example:

**Peter:** I'm going to buy that dog

- 3 The next speaker begins on a new line. For example:

**Peter:** I'm going to buy that dog.

**Anne:** Which one?

Don't forget question marks or explanation marks when necessary.

- 4 Stage directions indicate a reaction, movement or how something should be said. Put stage directions in brackets. For example:

**Peter:** (whispering) I'm going to buy that dog.

**Anne:** (putting down the newspaper) Which one?

If the stage directions are one word (whispering) or not a complete sentence (putting down the newspaper), you do not need to begin with a capital letter or finish with a full stop.

- 5 If the stage directions are a complete sentence then a capital letter at the beginning and full stop at the end are necessary. For example:

**Peter:** (whispering) I'm going to buy that dog.

**Anne:** (putting down the newspaper) Which dog?

**Peter:** The one with the waggerly tail. It's in the pet shop window.

**Anne:** Be careful, she might hear you. (Anne walks to the lounge door and looks into the hall.) She's coming!

Try and complete this script or try scripting one of the improvisations you have completed recently in drama. Your teacher may suggest the improvisation.

Name: ..... Form: ..... Date: .....

## What a pantomime!


Some characters from famous pantomimes are in a jumble. Can you unscramble them?  
The first one has been completed for you.

OSNBTUT	BUTTONS
INLADAD	
NIRLALEECD	
DNIINAD	
NMNCAPRCIEHRIG	
PAEELFNHGITOTEHEM	
YKTWAWODINW	
KWIHCIDGNITTNOT	
AFGDIORYHTOMRE	
NIHTEDWOBOASEB	

Name: ..... Form: ..... Date: .....

## Theatrical expressions

The theatre has created a number of familiar expressions. See if you can complete them using the words at the bottom of the page. Some of the letters have been filled in for you. Each dash represents a letter.



- 1 B \_ \_ \_ \_ A L \_ \_
- 2 S \_ \_ \_ \_ \_ \_ \_ O \_ \_ \_ \_ \_
- 3 T \_ \_ S \_ \_ \_ M \_ \_ \_ G \_ O \_
- 4 TR \_ \_ \_ T \_ \_ B \_ \_ \_ \_
- 5 S \_ \_ \_ \_ T \_ \_ SE \_
- 6 P \_ \_ \_ T \_ T \_ \_ C \_ \_ \_ \_
- 7 A \_ \_ T \_ \_ P \_ \_ \_
- 8 F \_ \_ \_ \_ N \_ \_ \_ \_ N \_ \_ \_ \_ \_
- 9 T \_ \_ \_ A B \_ \_
- 10 S \_ \_ \_ \_ T \_ \_ SH \_ \_
- 11 R \_ \_ \_ \_ O \_ A \_ \_ \_ \_ \_ \_
- 12 C \_ \_ \_ \_ \_ C \_ \_ \_

Applause Call The Must On The Boards Show  
Tread To The The Leg Strike Part Of Play  
Crowd Break A Set The Night Act The Round  
Nerves Curtain First A Go Show Standing Take  
Steal Bow Ovation